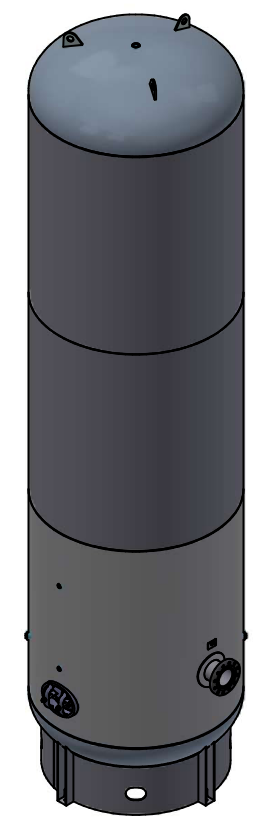
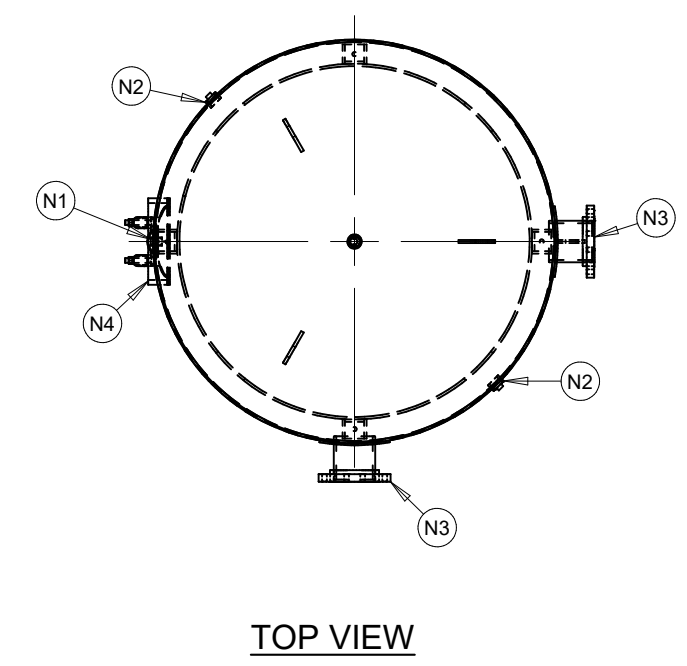
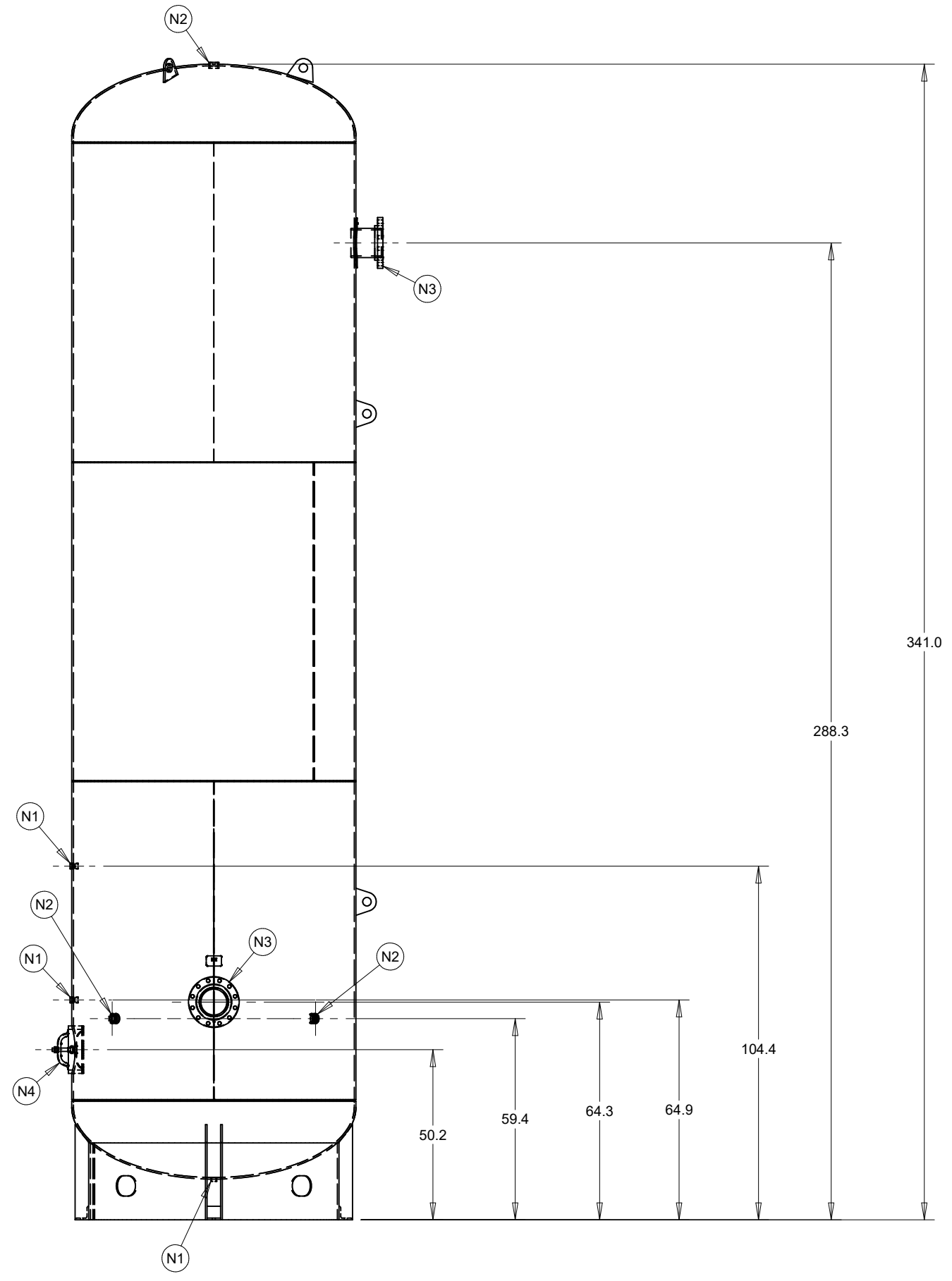


NOZZLE CHART		
NOZZLE ID	NPS SIZE	TYPE
N1	1	NPT
N2	2	NPT
N3	8	300# FLG
N4	12 X16	MANWAY 300#



DESIGN INFORMATION	
SPECIFICATION	VALUE
DIAMETER O.D./I.D.	84 O.D.
MAWP	200 PSI AT 450°F
MDMT	-20°F AT 200 PSI
CAPACITY	APPROX 7,500 GALLONS
SHIPPING WEIGHT	15,000 LBS
CRN	NONE

(BUILT IN ACCORDANCE WITH LATEST EDITION OF SECTION VIII DIV 1 ASME CODE)

THIS DRAWING & SPECIFICATIONS ARE PROPERTY OF SILVAN IND. INC. AND MAY NOT BE COPIED, REPRODUCED, OR USED IN WHOLE OR PART, AS A BASIS FOR DESIGN MANUFACTURE OR SALE WITHOUT PRIOR PERMISSION FROM SILVAN IND. INC.

REV	DESCRIPTION	BY	DATE
1	ISSUED		

UNLESS OTHERWISE SPECIFIED INCH TOLERANCES
 .X.....±.1
 .XX.....±.02
 .XXX.....±.005
 FRACTIONS.....±1/16
 ANGLE.....±1°
 FINISH.....250

THIRD ANGLE PROJ

TITLE
VERTICAL AIR RECEIVER

CUSTOMER
CATALOG

TYPE
 ASME

SAMUEL
1865
PRESSURE VESSEL GROUP

DRAWN AET 2/3/2025	CHECKED	DRAWING NO 127271 LEGACY PART NO 131-965	REV 1
SIZE: B		SHEET 1 OF 1	