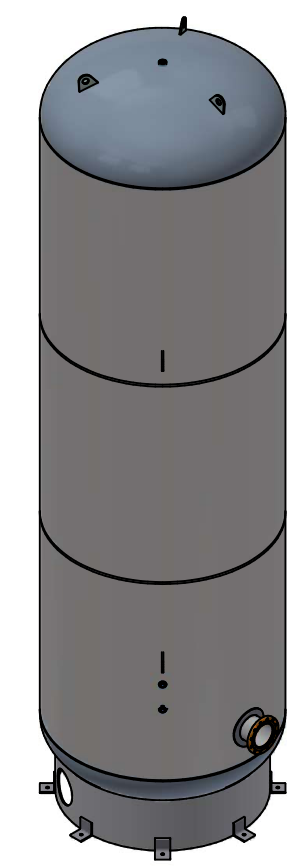
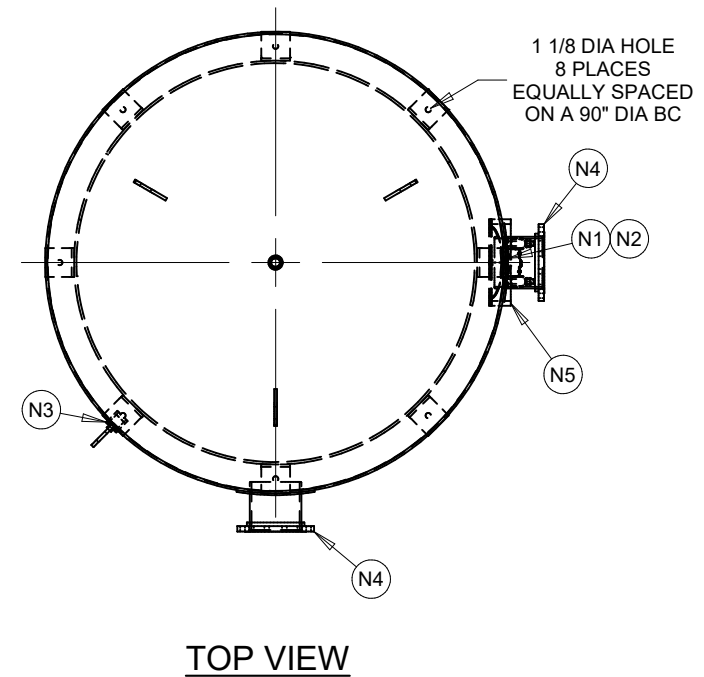
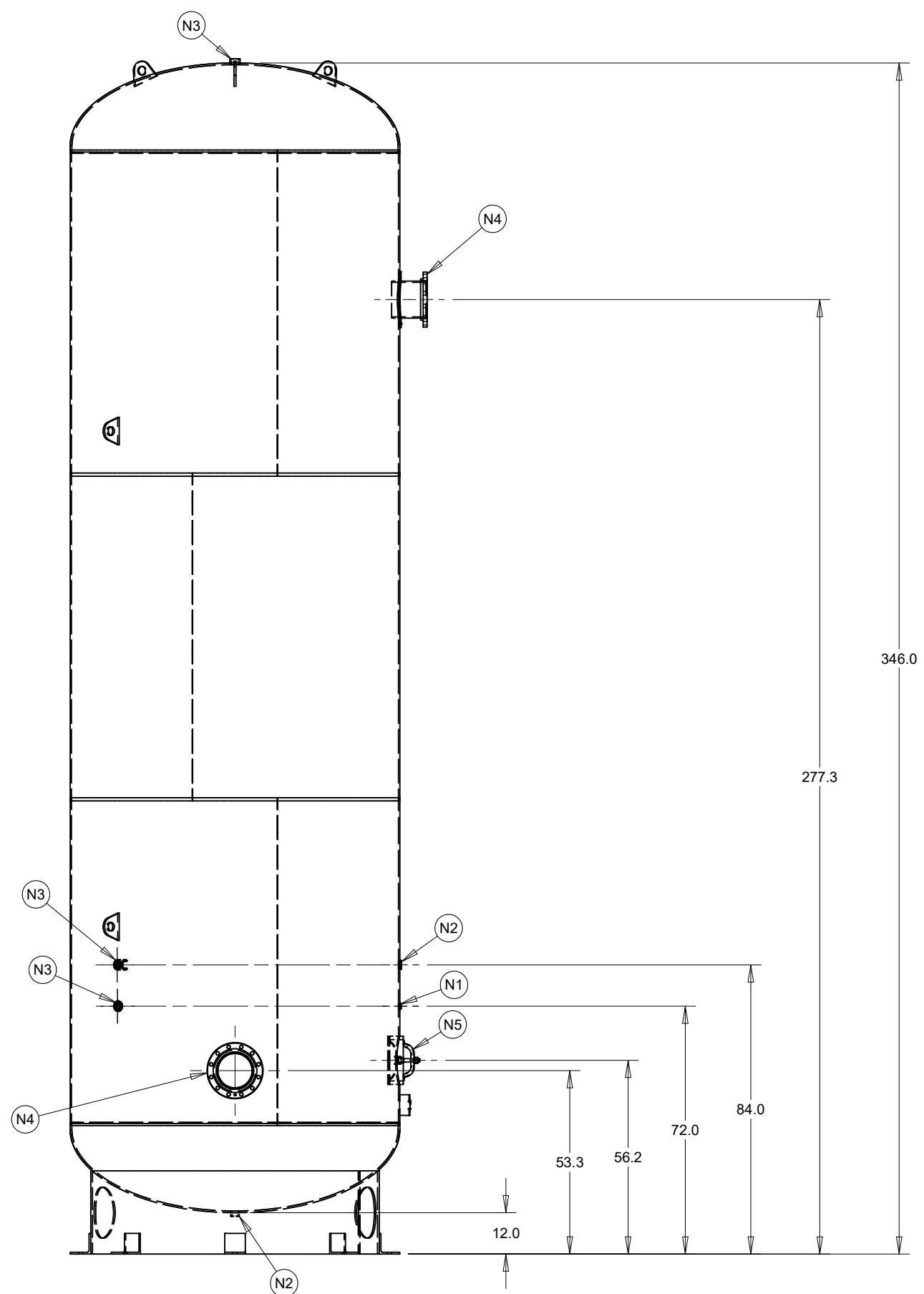


NOZZLE CHART		
NOZZLE ID	NPS SIZE	TYPE
N1	1	NPT
N2	1.5	NPT
N3	2	NPT
N4	10	150# FLG
N5	12 X16	MANWAY 300#



DESIGN INFORMATION	
SPECIFICATION	VALUE
DIAMETER O.D./I.D.	96 O.D.
MAWP	150 PSI AT 450°F
MDMT	-20°F AT 150 PSI
CAPACITY	APPROX 10,000 GALLONS
SHIPPING WEIGHT	14,000 LBS
CRN	M2942.5

(BUILT IN ACCORDANCE WITH LATEST EDITION OF SECTION VIII DIV 1 ASME CODE)

THIS DRAWING & SPECIFICATIONS ARE PROPERTY OF SILVAN IND. INC. AND MAY NOT BE COPIED, REPRODUCED, OR USED IN WHOLE OR PART, AS A BASIS FOR DESIGN MANUFACTURE OR SALE WITHOUT PRIOR PERMISSION FROM SILVAN IND. INC.

REV	DESCRIPTION	BY	DATE
1	ISSUED		

UNLESS OTHERWISE SPECIFIED INCH TOLERANCES
.X.....±.1
.XX.....±.02
.XXX.....±.005
FRACTIONS.....±1/16
ANGLE.....±1°
FINISH.....250

THIRD ANGLE PROJ

TITLE
VERTICAL AIR RECEIVER

CUSTOMER
CATALOG

TYPE
ASME

SAMUEL 1865
PRESSURE VESSEL GROUP

DRAWN AET 2/3/2025	CHECKED	DRAWING NO 127274 LEGACY PART NO 132-001	REV 1
--------------------------	---------	--	-----------------

SIZE: B SHEET 1 OF 1