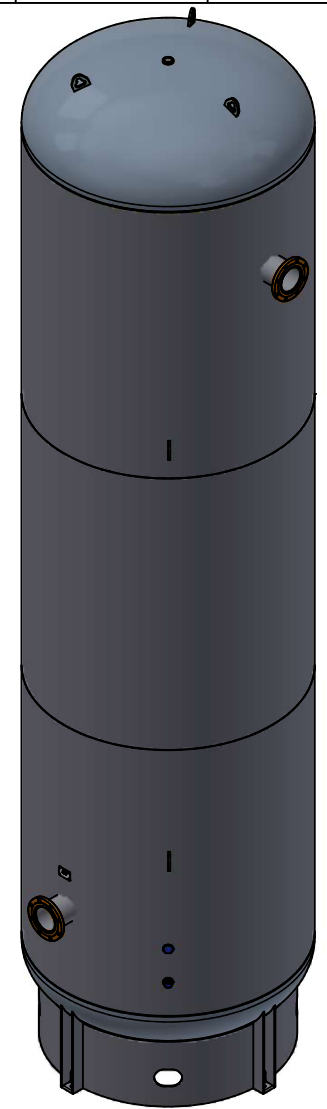
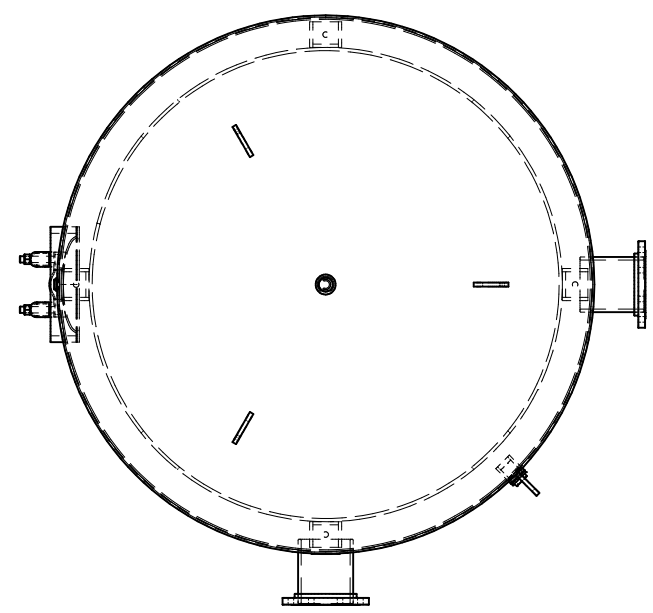
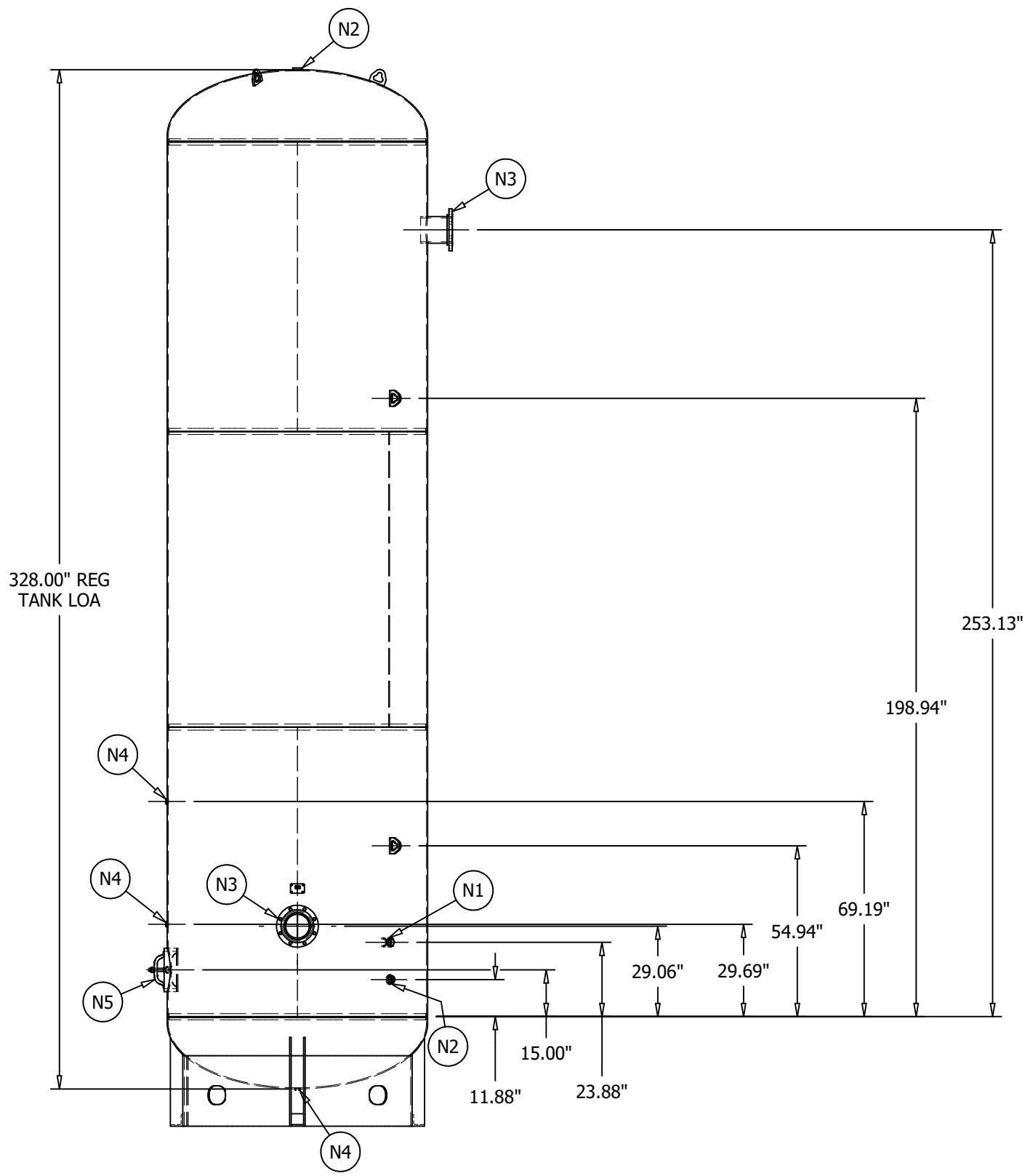


NOZZLE CHART		
NOZZLE ID	NPS SIZE	TYPE
N1	2	CPLG
N2	2	NPT
N3	8	150# FLG
N4	1	NPT
N5	12 X16	MANWAY 300#



DESIGN INFORMATION	
SPECIFICATION	VALUE
DIAMETER O.D./I.D.	84 O.D.
MAWP	150 PSI AT 450°F
MDMT	-20°F AT 150 PSI
CAPACITY	APPROX 7500 GALLONS
SHIPPING WEIGHT	11500 LBS
CRN	NONE

(BUILT IN ACCORDANCE WITH LATEST EDITION OF SECTION VIII DIV 1 ASME CODE)

THIS DRAWING & SPECIFICATIONS ARE PROPERTY OF SILVAN IND. INC. AND MAY NOT BE COPIED, REPRODUCED, OR USED IN WHOLE OR PART, AS A BASIS FOR DESIGN MANUFACTURE OR SALE WITHOUT PRIOR PERMISSION FROM SILVAN IND. INC.

UNLESS OTHERWISE SPECIFIED INCH TOLERANCES .X.....±.1 .XX.....±.02 .XXX.....±.005 FRACTIONS.....±1/16 ANGLE.....±1° FINISH.....250 THIRD ANGLE PROJ	TITLE VERTICAL AIR RECEIVER			
	CUSTOMER CATALOG			
	CUST INFO DWG NO. NONE	TYPE ASME	DRAWING NO 178129	REV 7
	PART NO.		LEGACY PART NO 131-867SFX	SHEET 1 OF 1