
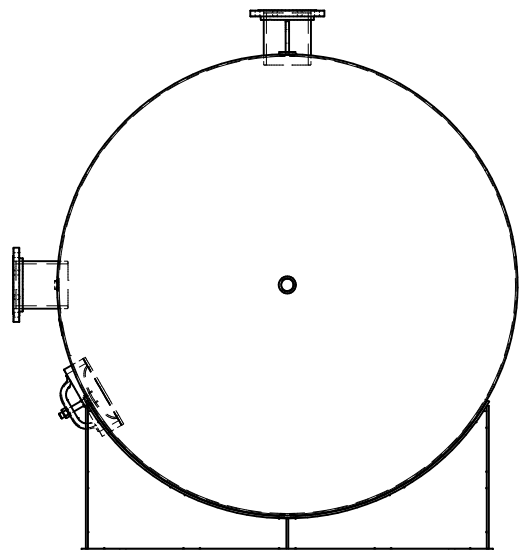
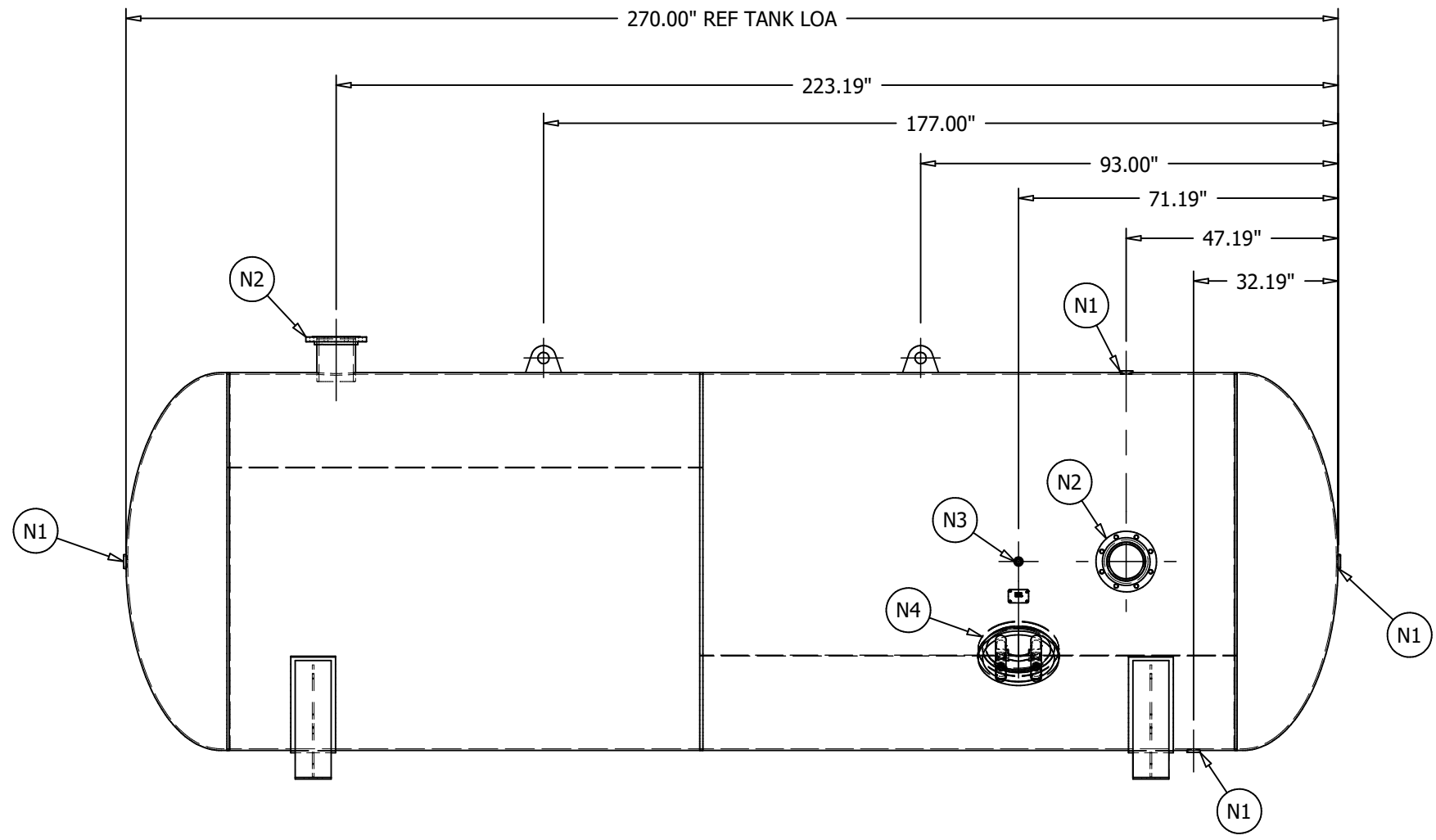


NOZZLE CHART		
NOZZLE ID	NPS SIZE	TYPE
N1	2	NPT
N2	8	150# FLG
N3	1	NPT
N4	12 X16	MANWAY 300#



DESIGN INFORMATION	
SPECIFICATION	VALUE
DIAMETER O.D./I.D.	84 O.D.
MAWP	165 PSI AT 450°F
MDMT	-20°F AT 165 PSI
CAPACITY	APPROX 6000 GALLONS
SHIPPING WEIGHT	9000 LBS
CRN	NONE

UNLESS OTHERWISE SPECIFIED INCH TOLERANCES .X.....±.1 .XX.....±.02 .XXX.....±.005 FRACTIONS.....±1/16 ANGLE.....±1° FINISH.....250 THIRD ANGLE PROJ	TITLE <b>HORIZONTAL AIR RECEIVER</b>				
	CUSTOMER <b>CATALOG</b>		DRAWN <b>MG</b> 2/6/2025	CHECKED <b>BW</b> 2/6/2025	DRAWING NO <b>236348</b> LEGACY PART NO 133-162SF
	CUST INFO DWG NO. NONE PART NO.	TYPE ASME	SIZE: B	REV <b>1</b>	SHEET 1 OF 1

(BUILT IN ACCORDANCE WITH LATEST EDITION OF SECTION VIII DIV 1 ASME CODE)

THIS DRAWING & SPECIFICATIONS ARE PROPERTY OF SILVAN IND. INC. AND MAY NOT BE COPIED, REPRODUCED, OR USED IN WHOLE OR PART, AS A BASIS FOR DESIGN MANUFACTURE OR SALE WITHOUT PRIOR PERMISSION FROM SILVAN IND. INC.